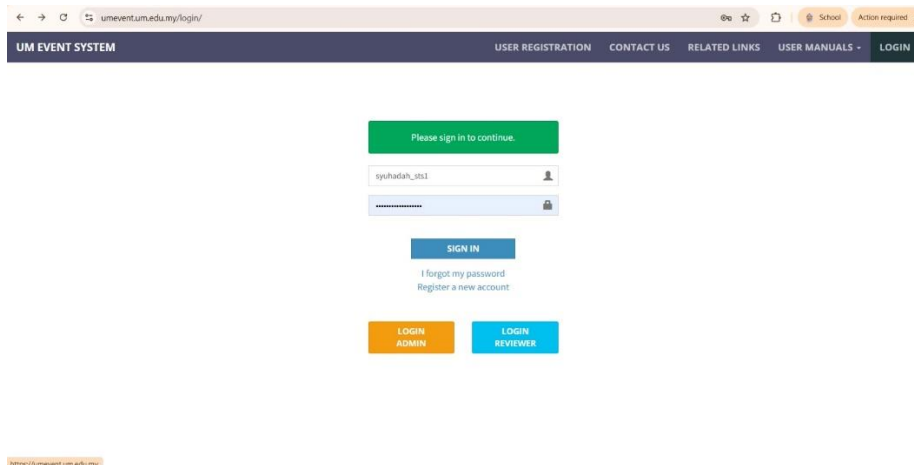


Guidelines for INTRAC 2026 Fee Payment

Step 1: Access the UMEvent Portal

Visit the official platform:

👉 <https://umevent.um.edu.my/login/>



Step 2: Create or Log In to Your Account

For new users:

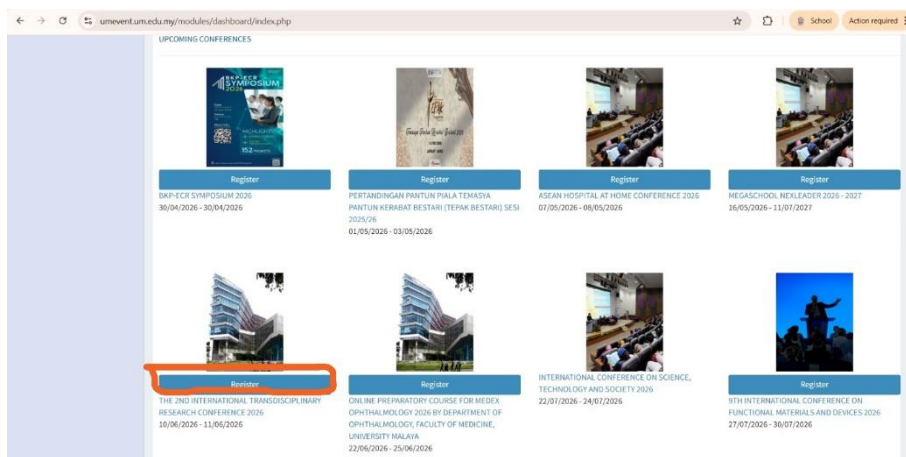
1. Click **“Register a new account.”**
2. Complete the **Individual Account Registration form.**
3. Click **“Submit.”**
4. Check your email and click the **activation link** to complete registration.

For existing users:

Simply log in using your **username and password.**

Step 3: Select the Conference

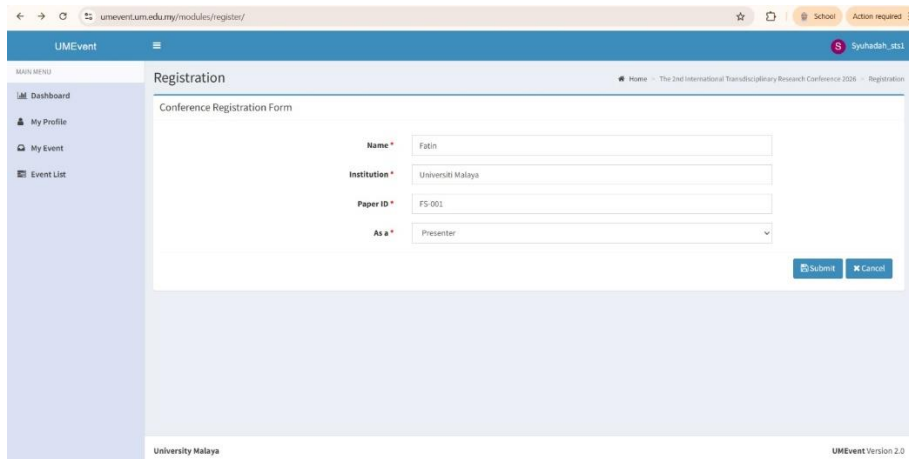
Click **“Register”** for: **THE 2ND INTERNATIONAL TRANSDISCIPLINARY RESEARCH CONFERENCE 2026**



Step 4: Complete Registration Details

Fill in the required information:

1. Name and institution
2. **Paper ID** (provided by INTRAC 2026 Secretariat)
3. Select role as **“Presenter”**
4. Click **“Submit”**



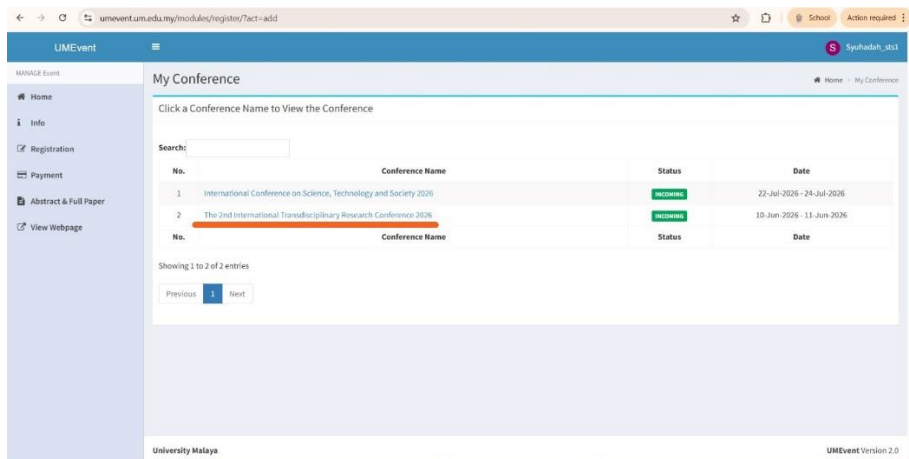
The screenshot shows the 'Registration' page in the UMEvent system. The page title is 'Registration' and the breadcrumb is 'Home > The 2nd International Transdisciplinary Research Conference 2026 > Registration'. The main content is the 'Conference Registration Form' with the following fields:

- Name ***: Fatin
- Institution ***: Universiti Malaysia
- Paper ID ***: FS-001
- As a ***: Presenter (selected from a dropdown menu)

At the bottom right of the form are 'Submit' and 'Cancel' buttons. The footer of the page includes 'University Malaysia' and 'UMEvent Version 2.0'.

Step 5: Confirm Conference Selection

Choose and click the conference you will be attending



The screenshot shows the 'My Conference' page in the UMEvent system. The page title is 'My Conference' and the breadcrumb is 'Home > My Conference'. The main content is a table of conferences with a search bar above it.

Search:

No.	Conference Name	Status	Date
1	International Conference on Science, Technology and Society 2026	INCOMPLETE	22-Jul-2026 - 24-Jul-2026
2	The 2nd International Transdisciplinary Research Conference 2026	INCOMPLETE	10-Jun-2026 - 11-Jun-2026

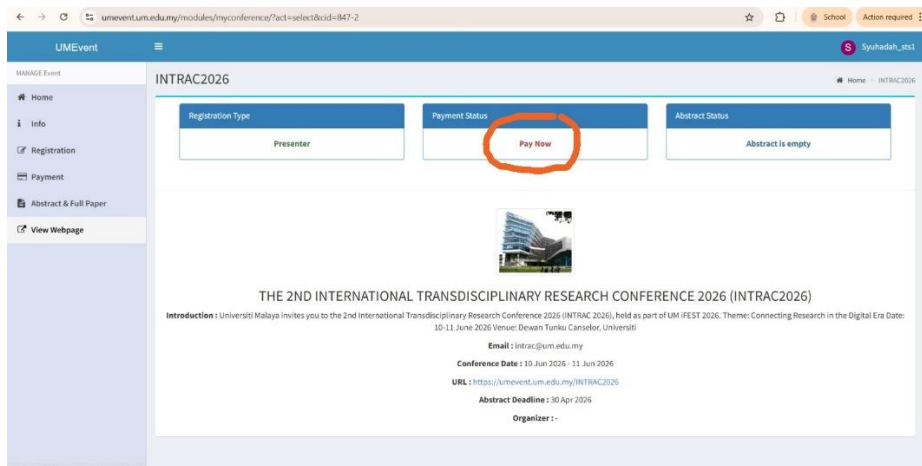
Showing 1 to 2 of 2 entries

Previous 1 Next

The footer of the page includes 'University Malaysia' and 'UMEvent Version 2.0'.

Step 6: Fee Payment

1. Click **“Pay Now.”**
2. Select the correct **registration fee category**
3. Choose your **payment method**
4. Enter the required **security details** and click **“Submit.”**
5. Follow the on-screen instructions to complete payment



Step 7: Confirmation & Record Keeping

- Save your **payment receipt** as proof
- A **confirmation email** will be sent once payment is successful